


**ENROLLMENT SYSTEM**

Enter the information of the students you wish to enroll.



Motorcycle Safety Foundation eCourse  
elearning.msf-usa.org  
Course Type : Basic eCourse

Age Range	Fee
13yrs and up.	\$19.99

**Student Information**

First Name<sup>1</sup>  Middle Name  Last Name<sup>1</sup>

Address<sup>1</sup>

Address2

City<sup>1</sup>  State<sup>1</sup>  Zip Code<sup>1</sup>

Country<sup>1</sup>

Home Phone<sup>2</sup>  Work Phone<sup>2</sup>  Mobile Phone<sup>2</sup>

Email Address

Gender  DOB<sup>1</sup>  1985

Military Branch  Military Status  Military ID  (Optional: Last five digits of Military ID)

**Temporary Enrollee(s)**

Action	First Name	Last Name	DOB	Fees
No Pending Students Found.				

Coupon Code:

Total: \$0.00


<sup>1</sup> Required fields.  
<sup>2</sup> Minimum One Phone Number Required.

Email address  
must be valid

## Welcome to the eCourse segment of your Basic Rider Course!

- Prior to the start date of your class, an email will be sent to you from the College with a link & unique Coupon Code to access your eCourse. Please be sure to read this email in its entirety.
- Click the link/URL emailed to you—you will then be directed to the Motorcycle Safety Foundation's (MSF) enrollment system for the online eCourse.
- Fill out your personal information (note: you will enter your Coupon Code on the next step)
- Once all required fields are complete, click "Enroll Student."

Enter the information of the students you wish to enroll.



Motorcycle Safety Foundation eCourse  
elearning.msf-usa.org  
Course Type : Basic eCourse

Age Range	Fee
13yrs and up.	\$19.99

**Student Information**

First Name<sup>1</sup>  Middle Name  Last Name<sup>1</sup>

Address<sup>1</sup>

Address2

City<sup>1</sup>  State<sup>1</sup>  Zip Code<sup>1</sup>

Country<sup>1</sup>

Home Phone<sup>2</sup>  Work Phone<sup>2</sup>  Mobile Phone<sup>2</sup>

Email Address<sup>1</sup>

Gender  DOB<sup>1</sup>  1985

Military Branch  Military Status  Military ID  (Optional: Last five digits of Military ID)

**Temporary Enrollee(s)**

Action	First Name	Last Name	DOB	Military ID	Fee(s)
<input checked="" type="checkbox"/> <input type="checkbox"/>	<input type="text"/>	<input type="text"/>	<input type="text"/>	N/A	Basic eCourse \$19.99

Coupon Code:

Total: \$19.99

Temporary enrollee successfully added. Temporary enrollees' seat's are not reserved until the enrollment process is complete. Click 'Complete Registration' to continue the enrollment process or fill out the form again and Click 'Add Additional Student' to add additional temporary enrollees.

<sup>1</sup> Required fields.


<sup>2</sup> Minimum One Phone Number Required.

Your name will appear here

Your unique Coupon Code **MUST** be entered here. Failure to do so will result in a non-refundable charge of \$19.99

- Your name will now appear under the “Temporary Enrollee(s)” heading.
- You may now enter your unique, 12-digit **Coupon Code** that was included in the email sent to you by the College. It is suggested that you copy it directly from the email and paste it into the box.
- Failure to enter your Coupon Code will result in a non-refundable charge of \$19.99.
- Click “Apply.”

Enter the information of the students you wish to enroll.



Motorcycle Safety Foundation eCourse  
elearning.msf-usa.org <sup>[1]</sup>  
Course Type : Basic eCourse

Age Range	Fee
13yrs and up.	\$19.99

Student Information

First Name<sup>1</sup>

Middle Name

Last Name<sup>1</sup>

Address<sup>1</sup>

Address2

City<sup>1</sup>

State<sup>1</sup>

Zip Code<sup>1</sup>

Country<sup>1</sup>

Home Phone<sup>2</sup>

Work Phone<sup>2</sup>

Mobile Phone<sup>2</sup>

Email Address<sup>1</sup>

Gender

DOB<sup>1</sup>

1985

Military Branch

Military Status

Military ID

(Optional: Last five digits of Military ID)

Temporary Enrollee(s)

Action	First Name	Last Name	DOB	Military ID		Fee(s)
<input checked="" type="checkbox"/> <input type="checkbox"/>	<input type="text"/>	<input type="text"/>	<input type="text"/>	N/A	Basic eCourse	<input checked="" type="checkbox"/> <input type="text"/> <del>\$19.99</del> \$0.00

Coupon Code:

Total: \$0.00

Previous Step

Enroll Additional Student

Complete Registration

<sup>1</sup> Required fields.

<sup>2</sup> Minimum One Phone Number Required.

- If properly applied, you will see your Coupon Code under the “Fee(s)” heading, along with a new Total of “\$0.00.”
- Click “Complete Registration.”

*If you still see a \$19.99 charge, click the “X” button to the left of your name, and try enrolling again. There may have been an issue with the Coupon Code entry.*

## Review Registration Information and Confirm.

## Registration Information



Motorcycle Safety Foundation  
 elearning.msf-usa.org  
 Course Type : Basic eCourse

Student(s)			
Name	Address	Fee(s)	
		Basic eCourse	\$0.00

Motorcycle eCourse Waiver & Indemnification org. 01/13

-----  
 I. READ CAREFULLY: THIS SECTION IS A LEGAL RELEASE,  
 ASSUMPTION OF RISK, WAIVER AND COVENANT NOT TO SUE  
 AGREEMENT

In consideration of the Motorcycle Safety Foundation,  
 the training sponsor and their members, employees,

☒ I have read and agree to the above MSF agreement.

(Scroll to the bottom of the agreement to enable the checkbox.)

☐ I would like the Motorcycle Safety Foundation to contact me about other MSF rider  
 education, training and safety programs.

Total Amount Due: \$0.00

Confirmation Email Address

Verify Confirmation Email Address

Previous Step

Complete Registration

Scroll to bottom of terms

Must be valid  
 email address!

- To proceed, you will need to read through and agree to the MSF terms.  
*\*\*Please note that the checkboxes will not be clickable until you have scrolled to the bottom of the agreement terms*
- Enter your valid email address twice and click "Complete Registration."

[MSF DIGITAL](#)[MSF NEWS](#)[CONTACT US](#)[ABOUT US](#)[RETSORG LOGIN](#)[MSF STORE](#)[RES Home](#)[Manage Registration](#)

**RiderCourse**<sup>SM</sup>  
ENROLLMENT SYSTEM



**Please Read Carefully And Completely!**

Thank you for registering for an MSF course. A confirmation email will be sent to your email address shortly.

**Basic eCourse**

Name	eCourse Username	eCourse Password	eCourse Server
<input type="text"/>	<input type="text"/>	9xcm43c7	<a href="http://elearning.msf-usa.org/">http://elearning.msf-usa.org/</a>

MSF Confirmation Number: [HA563088UT](#)

Print

This email will provide a link to the eCourse

- You have successfully registered on the MSF website!
- As it states on the page, a confirmation email will be sent to the email address you entered on the previous screens. Access to the eCourse will be given through this email.

❗ If there are problems with how this message is displayed, click here to view it in a web browser.

From: noreply-res@msf-usa.org  
To: [REDACTED]  
Cc:  
Subject: RES RiderCourse Reservation

**Thank You for your reservation in a RiderCourse<sup>SM</sup>.**  
**Your reservation confirmation number is: HA563088UT.**

**Training Provider:**



Motorcycle Safety Foundation  
Irvine, CA 92618  
US

**Class Details:**

ClassID: 171994  
Enrollment Phone: (949) 727-3227  
Email Address: [msfsupport@msf-usa.org](mailto:msfsupport@msf-usa.org)  
Course Type: Basic eCourse  
Site: [elearning.msf-usa.org](http://elearning.msf-usa.org) [2]  
Class Notes: [REDACTED]

Click here to access your eCourse

**We have received reservation(s) for the following student(s).**

Student Fee(s)						
Name	Status	Class	Username/Email Address	eCourse Password	eCourse Server	Amount
[REDACTED]	Enrolled	171994	[REDACTED]	9xcm43c7	<a href="#">Click Here</a> [2]	\$0.00
Student Fee(s) Total:						\$0.00

**Total Amount Due: \$0.00**

Your temporary password

- This is an example of the email confirmation you will receive with the link to the eCourse as well as your temporary password.
- Click on the "Click Here" link.





## MSF Basic eCourse

You are not logged in.

[Home](#) ► [Login to the site](#)

### User Login

Login here using your username and password  
(Cookies must be enabled in your browser) ⓘ

Username/Email Address   
(Password)(CaSe Sensitive)    
☐ Remember username

[Forgotten your username or password?](#)

[Not registered yet? Click here to register.](#)

IMPORTANT NOTE: If you are using Internet Explorer and are experiencing issues loading the course, please ensure you have the latest Flash plugin installed by going to <http://get.adobe.com/flashplayer/>. Alternatively, you could use a different browser such as Chrome, Firefox, or Safari as these do not cause any issues.



You are not logged in.

- You will be directed to the online eCourse.
- In order to access the eCourse, you will need to log-in. Please enter the email address you registered with and the temporary password found in the confirmation email .
- Click "Login."



## MSF Basic eCourse

You are logged in as  (logout)

[Home](#) ► [My profile settings](#) ► [Change password](#) ►  [Change password](#)

### Change password

Username/Email Address

The password must have at least 8 characters

Current password\*

New password\*

New password (again)\*

There are required fields in this form marked \*.



You are logged in as  (Logout)

- You will now be prompted to change your password. Your new password must be at least 8 characters long.
- Click “Save Changes.”





## MSF Basic eCourse

You are logged in as   (Logout)  
English - United States (en\_us) ▼

Home

My courses

Basic eCourse

Click here to enter course

To register for the MSF Basic eCourse, please click here.



You are logged in as   (Logout)

- Click the “Basic eCourse” link.



## Basic eCourse

You are logged in as   (Logout)  
English - United States (en\_us) ▼

Home ► BeC

### MSF Basic eCourse

[Click Here to Begin ►](#)

Click here



MSF Basic eCourse

### MSF Basic eCourse Completion Certificate

Once you complete the course, you can print your certificate below.



Completion Certificate

Important Note: If you have completed the course and the link above is not enabled or the date shown on the certificate is incorrect, please ensure that you have allowed the last slide in the course to play through to completion (until the voice-over ends).

### MSF Support

If you'd like any assistance or have any questions, please feel free to contact us at [msfsupport@msf-usa.org](mailto:msfsupport@msf-usa.org). Please also check the Frequently Asked Technical Questions document below as the answer to your question may already be here.



Frequently Asked Technical Questions



- Click the “Click Here to Begin” button.
- In the event of technical issues, please take note of the “Frequently Asked Technical Questions” in the “MSF Support” box.



## Basic eCourse

You are logged in as  (Logout)

English - United States (en\_us) ▼

Home ► BeC ► MSF Basic eCourse ► MSF Basic eCourse

### MSF Basic eCourse

MSF Basic eCourse

Number of attempts allowed: 6

Number of attempts you have made: 0

Grading method: Last completed attempt

Grade reported: None

Enter

Click here



You are logged in as  (Logout)

- To enter into the eCourse, click the “Enter” button.

**MSF** **Basic eCourse**

MENU 1. Course Introduction

**RiderCourse Program Objectives**

NAV HELP GLOSSARY [playback controls] EXIT

©2014 Motorcycle Safety Foundation. All rights reserved.

eCourse control bar

- Welcome to the beginning of your eCourse!  
\*\*If you see a blank screen instead of this page, try minimizing or maximizing your screen.
- The eCourse does have audio, so be sure your volume and speakers are on.
- The controls for your class are at the bottom of the screen. The arrow on the right will flash red when you can proceed to the next screen.

The screenshot shows the MSF Basic eCourse interface. At the top, there's a header with the MSF logo and the title 'Basic eCourse'. Below the header, there's a navigation bar with a 'MENU' button and a tab labeled '4. About Basic Operation'. The main content area features a video player showing a person riding a motorcycle. To the right of the video, there's a text box titled 'Riding Posture' with the following text: 'Good posture helps you control the motorcycle. Keep your:' followed by a bulleted list: 'Back straight and head and eyes up', 'Both feet on the footrests and near the controls', 'Knees and elbows comfortably in', 'Arms relaxed and bent', and 'Fingers around the throttle with your wrist flat'. Below the list, it says: 'As you are learning to ride, it may be helpful to keep the fingers of your left hand over the clutch lever (cover the clutch lever). This is so you can readily remove power from the rear wheel and stop.' At the bottom of the video player, there's a progress bar (a red line) and a control bar with buttons for 'NAV HELP', 'GLOSSARY', and 'EXIT'. A red circle highlights the progress bar, and a red arrow points from the text 'Progress bar' to it.

**MSF** Basic eCourse

MENU 4. About Basic Operation

**Riding Posture**

Good posture helps you control the motorcycle. Keep your:

- Back straight and head and eyes up
- Both feet on the footrests and near the controls
- Knees and elbows comfortably in
- Arms relaxed and bent
- Fingers around the throttle with your wrist flat

As you are learning to ride, it may be helpful to keep the fingers of your left hand over the clutch lever (cover the clutch lever). This is so you can readily remove power from the rear wheel and stop.

NAV HELP GLOSSARY EXIT

©2014 Motorcycle Safety Foundation. All rights reserved.

Progress bar


- This is an example of an eCourse slide. Some slides are interactive or may include videos.
- The red bar toward the bottom will show your progress through the eCourse. You cannot forward through information, but are able to revisit segments if you wish.



You are logged in as   (Logout)  
English - United States (en\_us) ▼

MSF Basic eCourse Exit activity

---

**Basic eCourse**

MENU 2. Motorcycle Types

### Knowledge Check

Touring-style motorcycles are designed primarily for riders who enjoy both highway and non-highway riding.

☐ True ☐ False

Submit

Once the question has been verbally read, you will have 20 seconds to answer

Select answer and click submit

Number of questions remaining

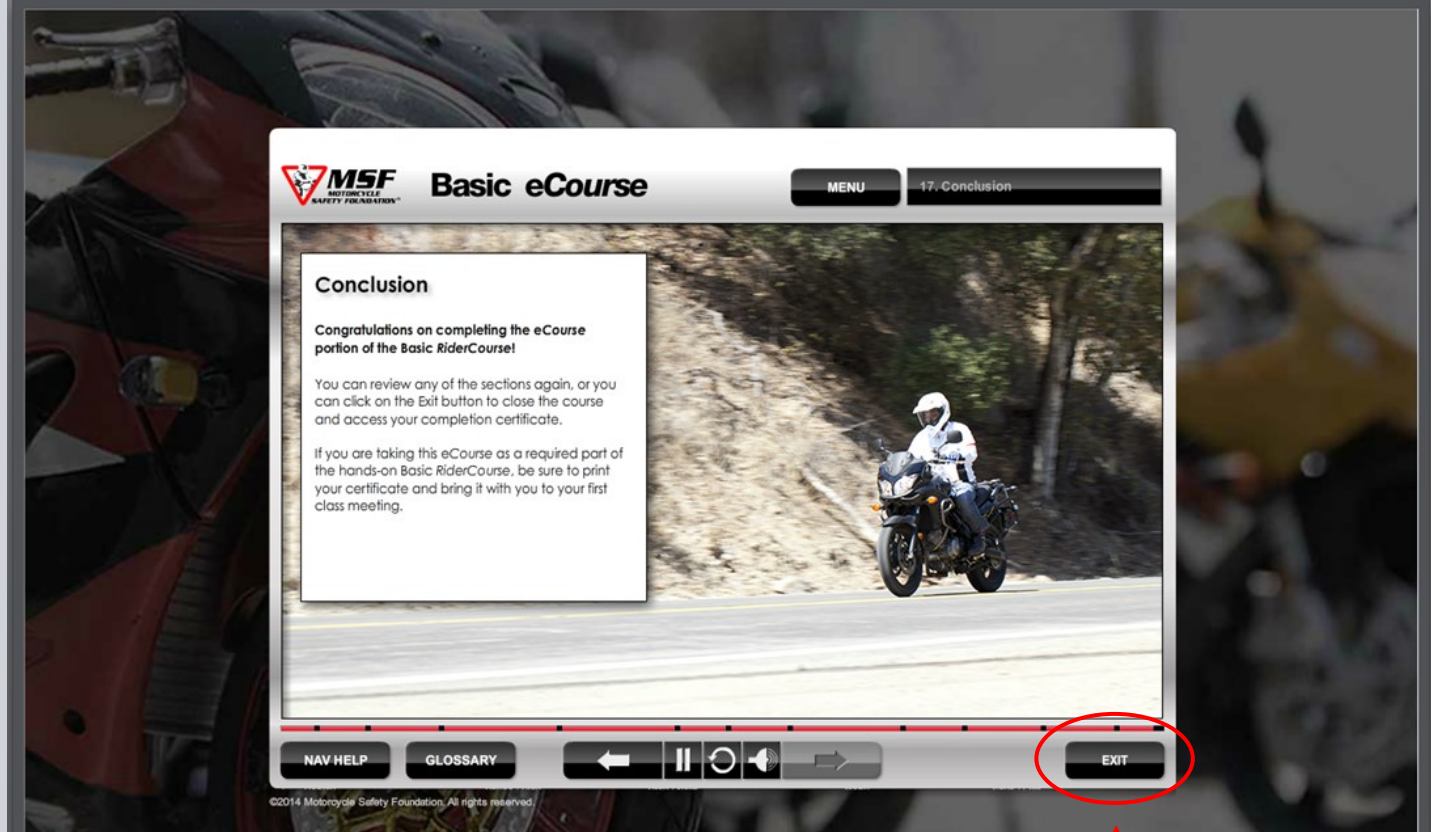
Display Timer 20

Questions left: 8

NAV HELP GLOSSARY [Navigation icons] EXIT

©2014 Motorcycle Safety Foundation. All rights reserved.

- At the end of each segment, there is a “Knowledge Check.” The purpose of the Knowledge Check is to ensure you have understood the material presented.
- The number of questions remaining is shown at the bottom right of the page. The questions are read aloud and are timed. The timer will begin after the voiceover has ended.
- You must score 80% or above at each Knowledge Check in order to proceed to the next segment. If you do not pass the first time, you will be able to take the Knowledge Check again after reviewing the information from this segment.



**MSF** **Basic eCourse** MENU 17. Conclusion

### Conclusion

Congratulations on completing the eCourse portion of the Basic RiderCourse!

You can review any of the sections again, or you can click on the Exit button to close the course and access your completion certificate.

If you are taking this eCourse as a required part of the hands-on Basic RiderCourse, be sure to print your certificate and bring it with you to your first class meeting.

NAV HELP GLOSSARY [Back] [Pause] [Full Screen] [Volume] [Next] EXIT

©2014 Motorcycle Safety Foundation. All rights reserved.

Once the voice over ends, click "Exit"

- The eCourse will take approximately 3 hours to complete. Students do have the option of going at a slower pace (repeating segments, if necessary) or completing it in multiple sittings.
- When you reach the final slide, wait for the voiceover to conclude before clicking "Exit." If you exit before the voiceover ends, it will ask that you revisit the last segment.
- Once the voiceover finishes, click "Exit."






## Basic eCourse

You are logged in as   / (Logout)  
English - United States (en\_us) ▼

[Home](#) ► [BeC](#)


### MSF Basic eCourse

[Click Here to Begin ►](#)

 MSF Basic eCourse

### MSF Basic eCourse Completion Certificate

Once you complete the course, you can print your certificate below.

 [Completion Certificate](#)

[Click here for certificate](#)

Important Note: If you have completed the course and the link above is not enabled or the date shown on the certificate is incorrect, please ensure that you have allowed the last slide in the course to play through to completion (until the voice-over ends).

### MSF Support

If you'd like any assistance or have any questions, please feel free to contact us at [msfsupport@msf-usa.org](mailto:msfsupport@msf-usa.org). Please also check the Frequently Asked Technical Questions document below as the answer to your question may already be here.

 [Frequently Asked Technical Questions](#)



- To view/print your eCourse Certificate, click “Completion Certificate.”



## Basic eCourse

Click here for certificate

You are logged in as  (Logout)  
English - United States (en\_us) ▼

Home ► BeC ► MSF Basic eCourse Completion Certificate ► Completion Certificate

### Completion Certificate

Once you've passed the course above, you can come back here to print your certificate.

Click <http://elearning.msf-usa.org/mod/quiz/certificate.php> link to open resource.



You are logged in as  (Logout)

- Click on the certificate link.

# CONGRATULATIONS

Your Name

We hope you enjoyed the  
Basic *RiderCourse* Segment 1: E-Course

September 4th, 2014

Certificate ID: 19770



This certificate is not a permit or license and may not be used as such.  
Please bring this certificate to your first riding session. This certificate expires in 30 days.

- **Congratulations!** You've successfully completed the online eCourse portion of your Basic Rider Course!
- It is required that you print this certificate and bring it, as well as your riding gear, with you to the first session of your Basic Rider Course.
- If you have any questions or concerns, please contact the Motorcycle Safety Foundation office at (949) 727-3227, 8:00am—4:00pm Pacific Time, or [msfsupport@msf-usa.org](mailto:msfsupport@msf-usa.org).