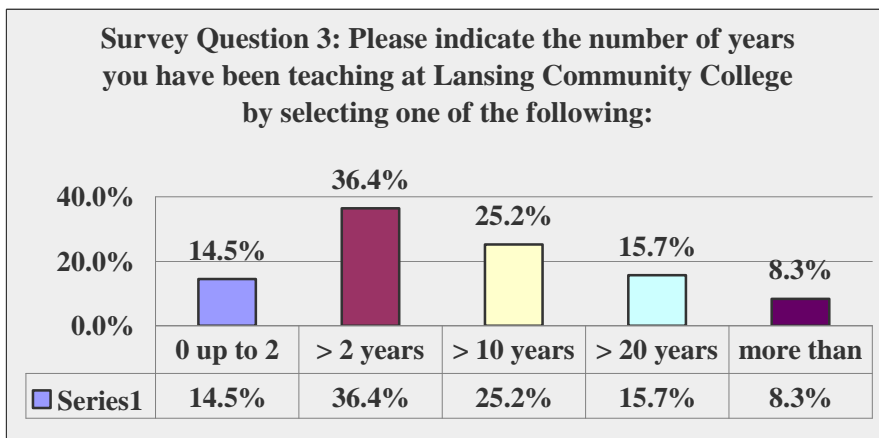

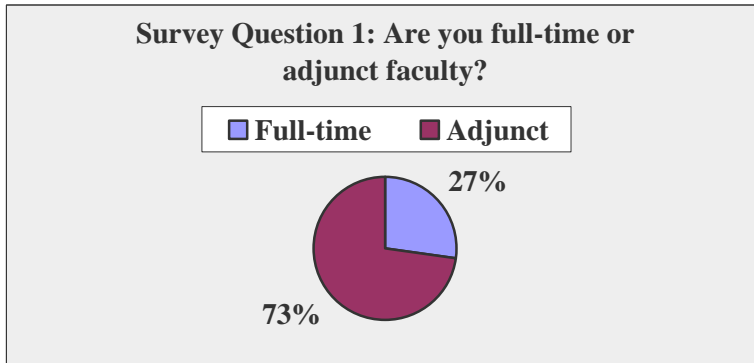
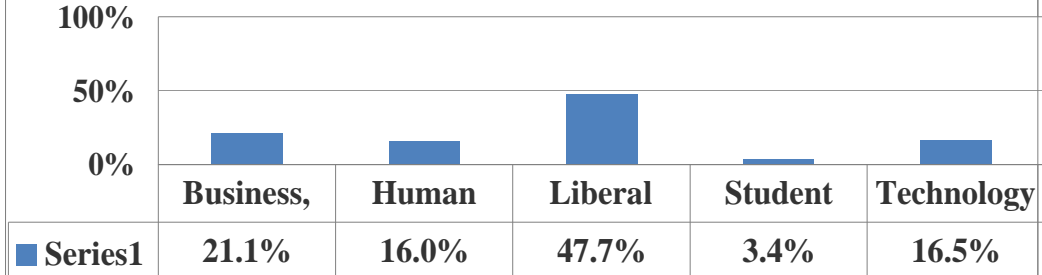


Educational Technology Survey Questions and Responses

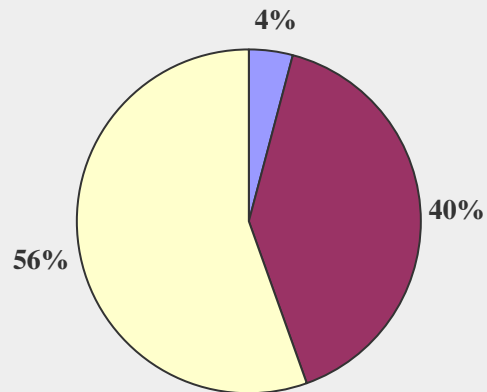


Survey Question 4: Please indicate which Academic Division(s) you teach in (check all that apply).

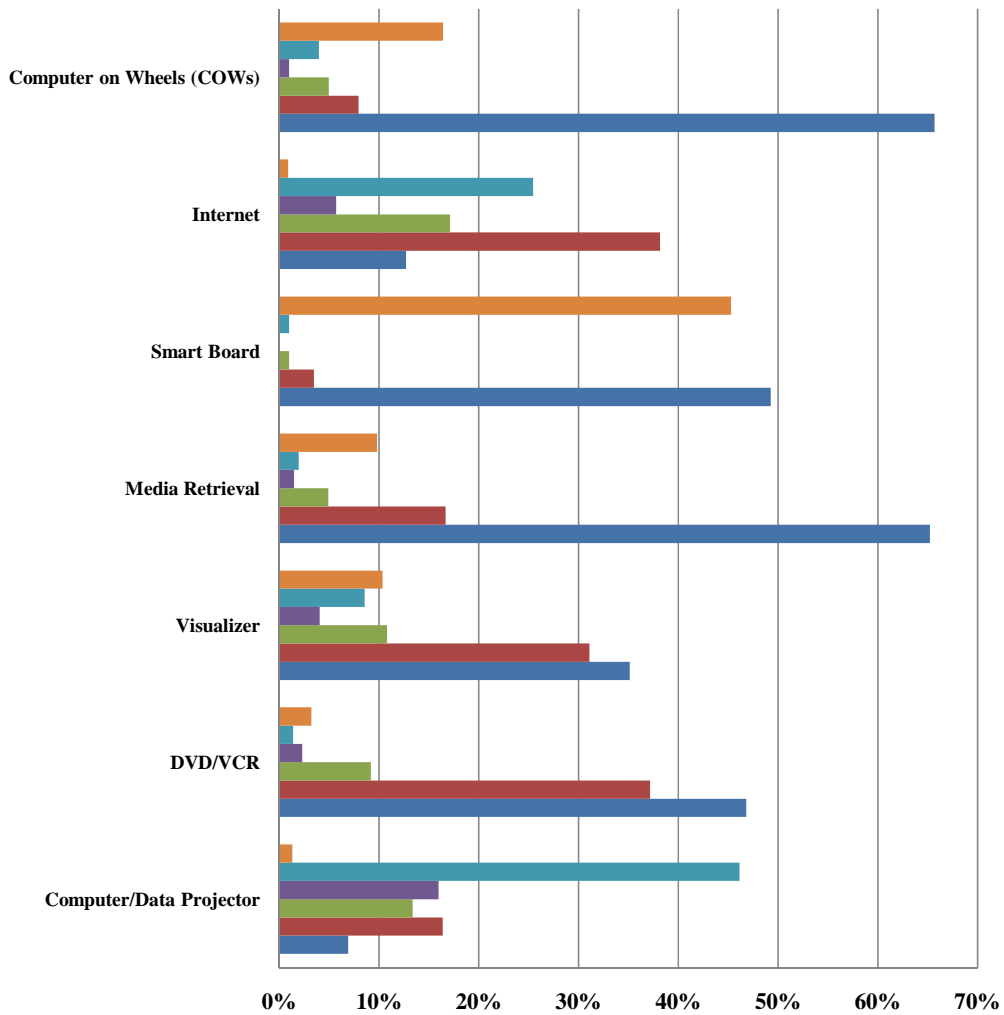


Survey Question 5: Please indicate the delivery method in which you teach:

■ 100% on-line
 ■ Some on-line, some face to face
 ■ 100% face to face

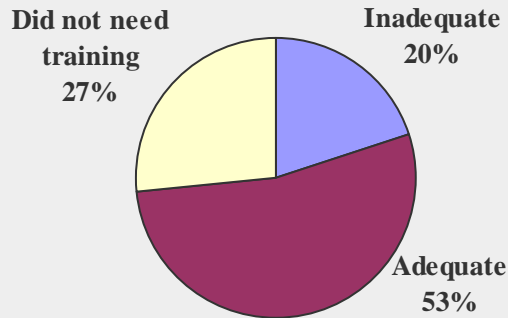


Survey Question 6: Please indicate what portion of time you typically use each type of education technology listed below in an average hour of teaching.

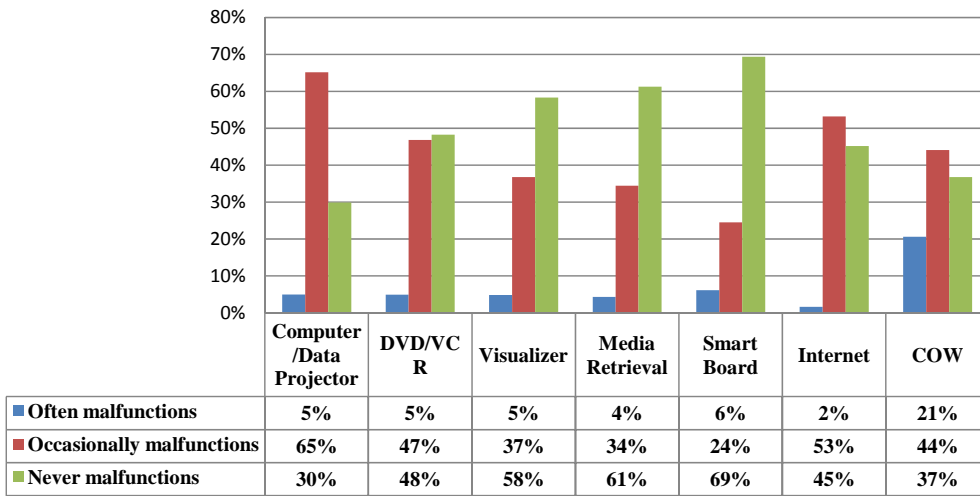


	Computer/ Data Projector	DVD/VCR	Visualizer	Media Retrieval	Smart Board	Internet	Computer on Wheels (COWs)
ET not available	1%	3%	10%	10%	45%	1%	16%
Always	46%	1%	9%	2%	1%	25%	4%
Three quarters of an hour	16%	2%	4%	1%	0%	6%	1%
Half hour	13%	9%	11%	5%	1%	17%	5%
One quarter of an hour	16%	37%	31%	17%	3%	38%	8%
Never, but ET available	7%	47%	35%	65%	49%	13%	66%

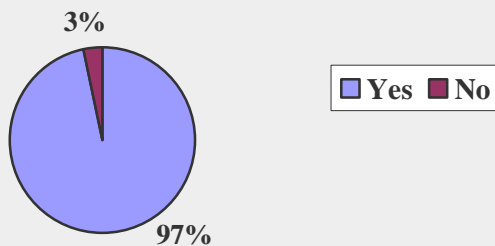
Survey Question 7: Please rate the training you have received in the use of educational technology.



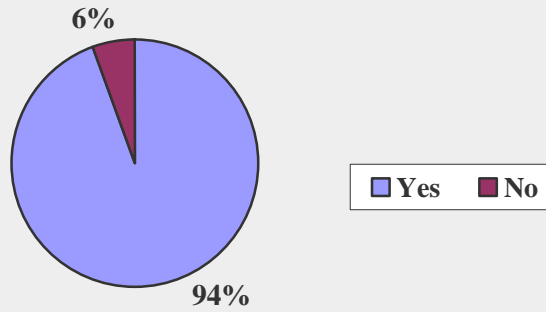
Survey Question 8: Please indicate your overall experience with the functionality of each technology.



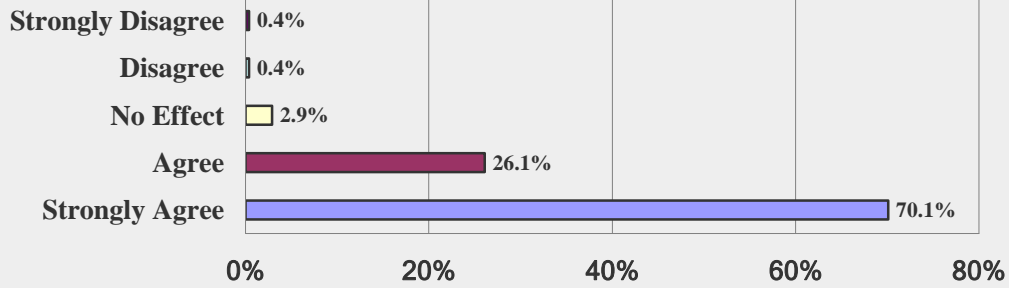
Survey Question 9: Would you use educational technology if it was available in the classrooms in which you teach?



Survey Question 10: Do you want educational technology in all of the classrooms in which you teach?

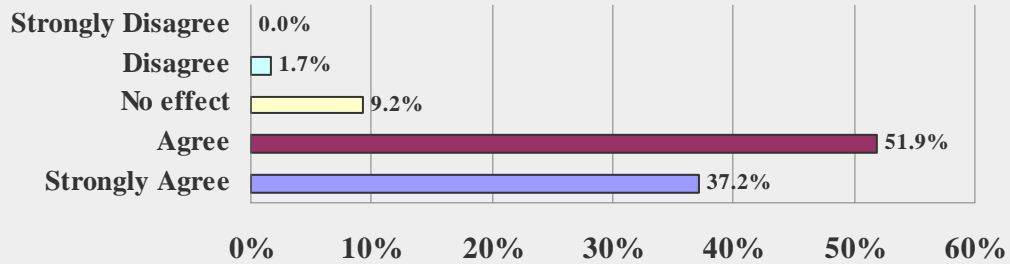


Survey Question 11: Please give your level of agreement to the following statement: Educational technology equipment enhances my teaching.



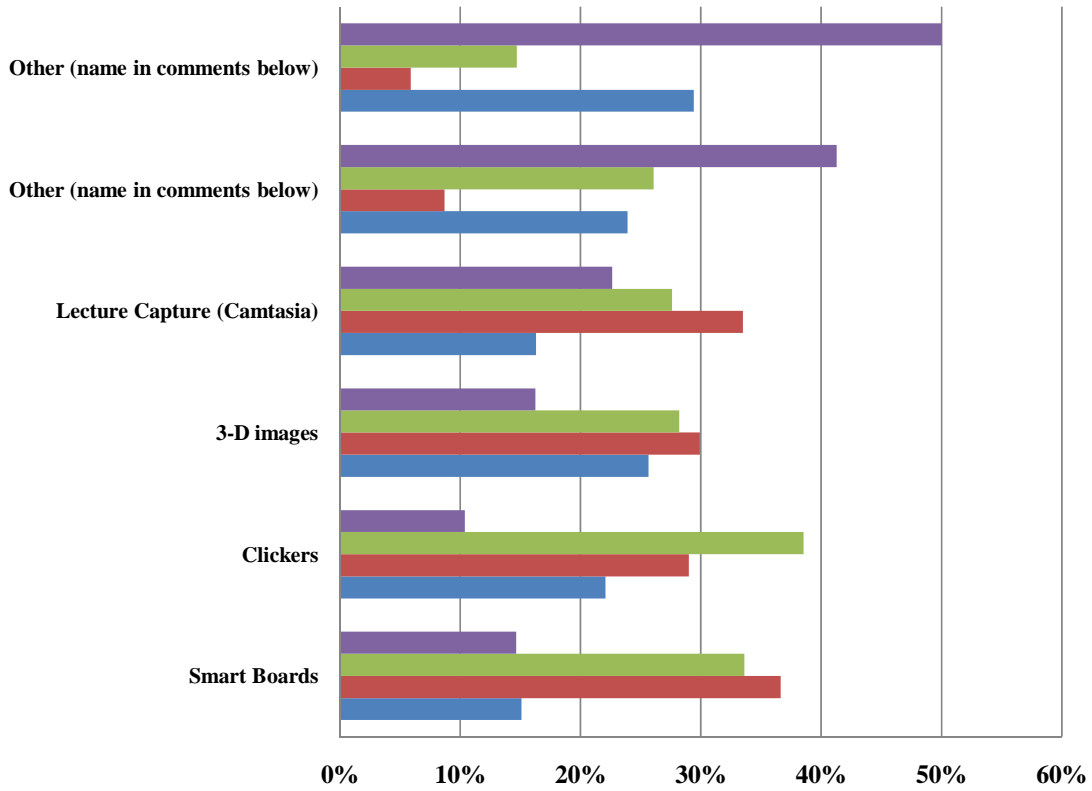
	Strongly Agree	Agree	No Effect	Disagree	Strongly Disagree
Series1	70.1%	26.1%	2.9%	0.4%	0.4%

Survey Question 12: Please give your level of agreement to the following statement: Educational technology equipment improves student performance, i.e. test scores, grades, retention, graduation.



	Strongly	Agree	No effect	Disagree	Strongly
Series1	37.2%	51.9%	9.2%	1.7%	0.0%

Survey Question 13: For each of the emerging educational technologies listed below. Indicate your current interest in incorporating it into your teaching.



	Smart Boards	Clickers	3-D images	Lecture Capture (Camtasia)	Other (name in comments below)	Other (name in comments below)
■ Don't Know	15%	10%	16%	23%	41%	50%
■ Very Interested	34%	39%	28%	28%	26%	15%
■ Somewhat Interested	37%	29%	30%	33%	9%	6%
■ Not Interested	15%	22%	26%	16%	24%	29%